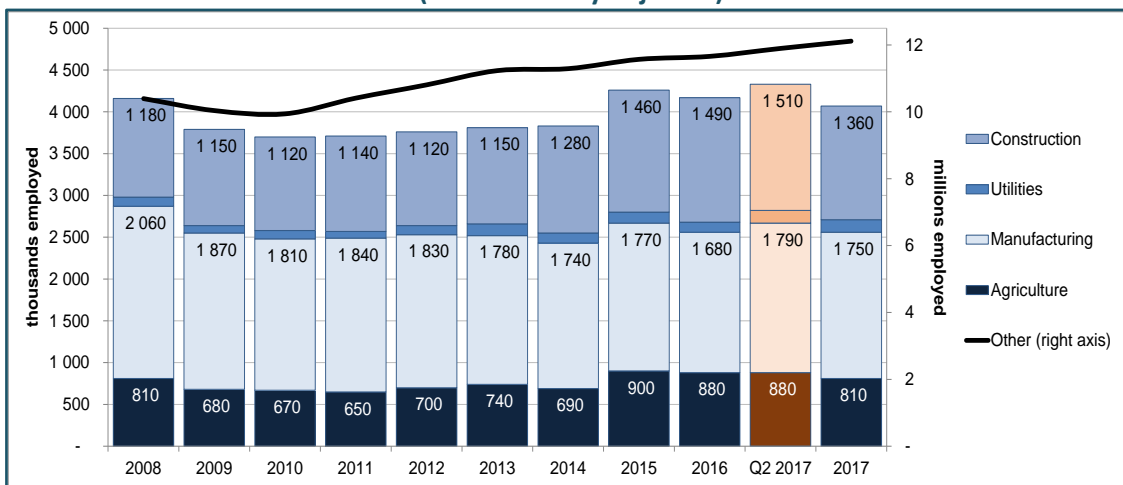


## Employment

While total employment climbed in the third quarter of 2017, in figures that are not seasonally adjusted, employment in the real economy fell. The main factor behind job losses in the real economy was a sharp fall in construction employment, followed by manufacturing. In contrast, mining employment appears to have stabilised after significant job losses from the end of the commodity boom in 2011/12.

From the second to the third quarter of 2017, employment in the real economy decreased by 2,4% (or 100 000 jobs), falling from 4,17 million to 4,07 million. Jobs in the real economy are now down from a 2015 peak of 4,25 million (see Graph 9).

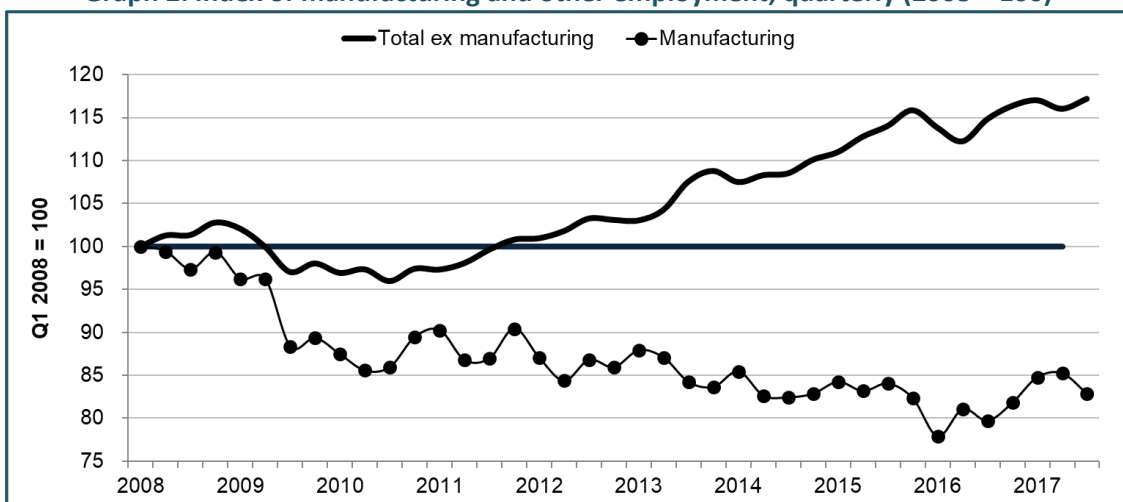
**Graph 1: Employment by sector, third quarter, and in second quarter 2017 (not seasonally adjusted)**



Source: StatsSA. QLFS trends 2008 - 2017 Q1. Downloaded from [www.statssa.gov.za](http://www.statssa.gov.za) in November 2017.

Manufacturing employment has recovered from a low point in 2016. In the third quarter of 2017, there were 70 000 more manufacturing jobs than a year earlier (see Graph 10).

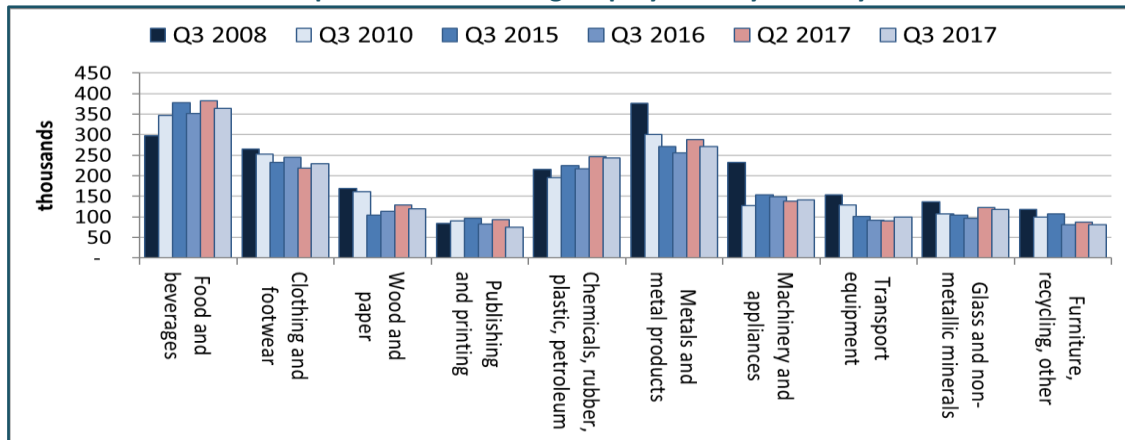
**Graph 2: Index of manufacturing and other employment, quarterly (2008 = 100)**



Source: StatsSA. QLFS trends 2008-2017 Q1. Excel spreadsheet downloaded from [www.statssa.gov.za](http://www.statssa.gov.za) in November 2017.

Most of the jobs growth in the year to the third quarter 2017 came primarily from chemicals and non-metallic minerals, followed by metals and food and beverages. In contrast, clothing and textiles reported job losses, continuing the trend from 2008 (see Graph 11).

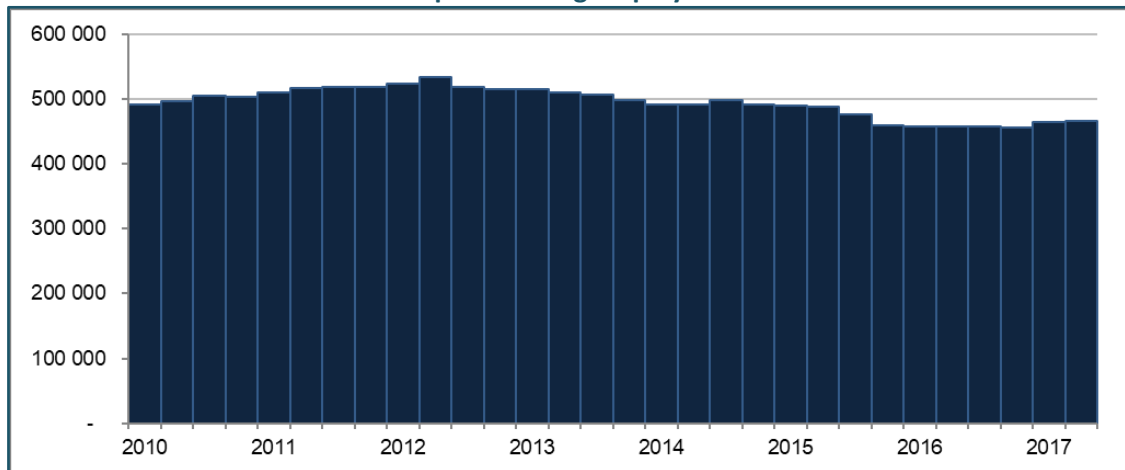
**Graph 3: Manufacturing employment by industry**



Source: StatsSA. QLFS July - Sep. Electronic database. Downloaded from [www.statssa.gov.za](http://www.statssa.gov.za) in November 2017.

The mining sector improved employment creation following a modest rebound in key resource prices. After stagnant employment in 2016, the mining sector saw 11 000 net new jobs created in the first two quarters of 2017. While 8 000 jobs were created in the first quarter, the second quarter saw an increase of 3 000 new mining jobs, bringing mining employment up to 467 000 (see Graph 4).

**Graph 4: Mining Employment**



Source: StatsSA. Quarterly Employment Statistics. November 2017.