

Farm to Fork Strategy

Vision: to change the way Europeans value food sustainability, environmental issues and their health

Towards making Europe climate neutral in 2050



Goals

Reduce waste, and transform manufacturing, processing, retailing, packaging, and transportation of food



Regulation


Regulatory and non-regulatory initiatives (e.g. Sustainable Use of Pesticides Directive), with the common agricultural and fisheries policies as key tools to support a just transition. Legislation to be in place before end of 2023



International Trade

EU policies and legislation will also focus on trade policy to obtain commitments from third countries in areas such as animal welfare, the use of pesticides and the fight against antimicrobial resistance

HOW WILL IT WORK?



The strategy provides for initiatives and legislative proposals on:

- reduced use of chemical pesticides
- organic farming
- cutting nutrient losses
- research and innovation
- front-of-pack nutrition labelling and
- sustainable food labelling
- food waste reduction


Examples of initiatives and legislative proposals

- Reduce the overall use and risk of chemical pesticides by 50% and the use of more hazardous pesticides by 50% by 2030
- Reduce nutrient losses by at least 50%, while ensuring that there is no deterioration in soil fertility. Also reduce the use of fertilisers by at least 20% by 2030
- Boost organic production to reach 25% of the EU's agricultural land use by 2030


Sectors Affected

Agriculture, food processing, labelling and packaging are central to this strategy

South Africa and other SADC EPA States may be affected



Edible Fruits & Nuts



Fisheries



Meat

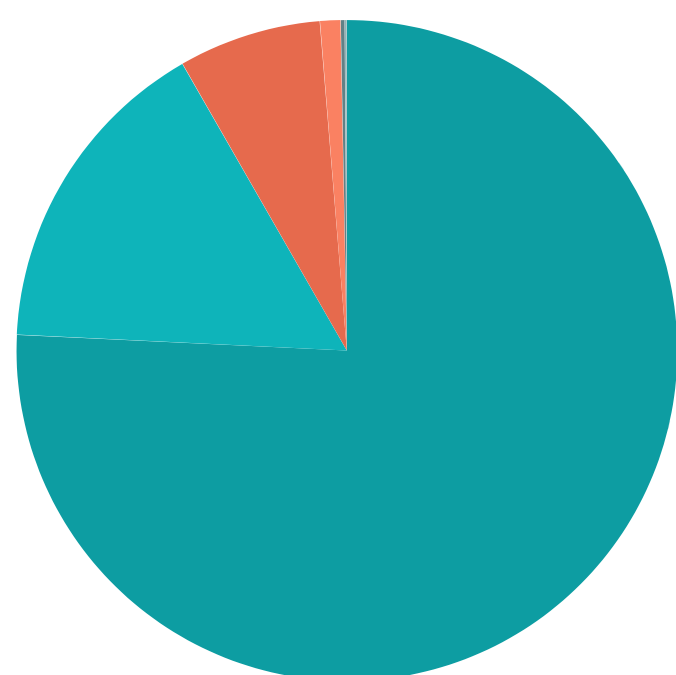


Beverages



Tobacco Products

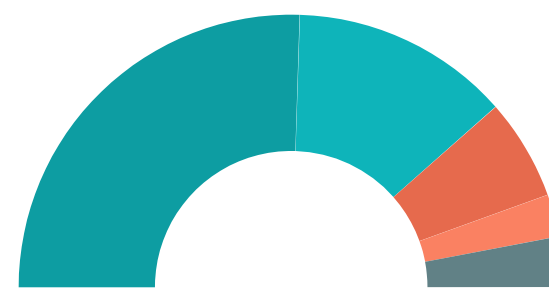
Proportion of agric exports to EU by SADC EPA (2020)



- South Africa (75.77%)
- Namibia (15.95%)
- Mozambique (6.98%)
- Eswatini (1%)
- Botswana (0.2%)
- Lesotho (0.1%)

EU Market remains an important market for agric exports from South Africa, Namibia and Mozambique

Top Exports to EU (2020)



- Edible fruits (51%)
- Fisheries (26%)
- ▲ 1/3 ▼

SADC EPA Agric & Fisheries Exports

In 2020, SADC EPA countries exported about USD 2.5 billion to the EU which accounted for 13% of total exports to the EU.

South Africa accounted for the bulk of these exports with 76% share of total exports followed by Namibia (16%) and Mozambique (7%).

Notes for SMEs

- Transitioning to sustainable food systems will have cost implications, but also bring opportunities as consumer preferences shift to sustainably produced foods
- Innovation across the agricultural value chain is crucial and SADC EPA countries need to start taking measures in anticipation of the changes ahead
- SADC EPA (Articles 56 – 67) deal with Sanitary and Phytosanitary measures and must be read together with the EGD and farm to fork strategy

