



TRADE & INDUSTRIAL POLICY STRATEGIES

TIPS supports policy development through research and dialogue. Its two areas of focus are trade and inclusive industrial policy; and sustainable growth.

info@tips.org.za
+27 12 433 9340
www.tips.org.za

IMPORTS LOCALISATION AND SUPPLY CHAIN DISRUPTION STUDY: FOURTH QUARTER 2023

Compiled by:
Nokwanda Maseko
Rapula Diale
Luthandolwethu Zondi
Nothembi Mahlangu

Editorial inputs: Saul Levin

June 2024

CONTENTS

LIST OF GRAPHS	2
LIST OF TABLES	2
SECTION 1: TRADE ANALYSIS	3
SECTION 2: PRODUCT ANALYSIS	4
Product 1: Immunological products for retail sale	4
Product 2: Medicaments for therapeutic or prophylactic purposes: Other.....	5
Product 3: Parts of telephone sets, telephones for cellular networks or for other wireless networks: Other	8
Product 4: Electronic integrated circuits	10
Product 5: Headphones and earphones	11
ANNEXURE 1: TOP 200 IMPORT PRODUCTS BY RAND VALUE, Q4 2023	13

LIST OF GRAPHS

Graph 1: Trade balance in constant 2023 Rand, Q4 2010 – Q4 2023.....	3
Graph 2: Imports of immunological products for retail sale (a), Q4 2013 – Q4 2023	5
Graph 3: Imports of medicaments for therapeutic or prophylactic purposes, Q4 2013 – Q4 2023	7
Graph 4: Exports of medicaments for therapeutic or prophylactic purposes, Q4 2013 – Q4 2023	7
Graph 5: Imports of parts of telephone sets, as well as telephones for cellular and other wireless networks(a), Q4 2013 – Q4 2023	9
Graph 6: Trade in electronic integrated circuits, Q4 2013 – Q4 2023	11
Graph 7: Imports of headphones and earphones, Q4 2013 – Q4 2023.....	12

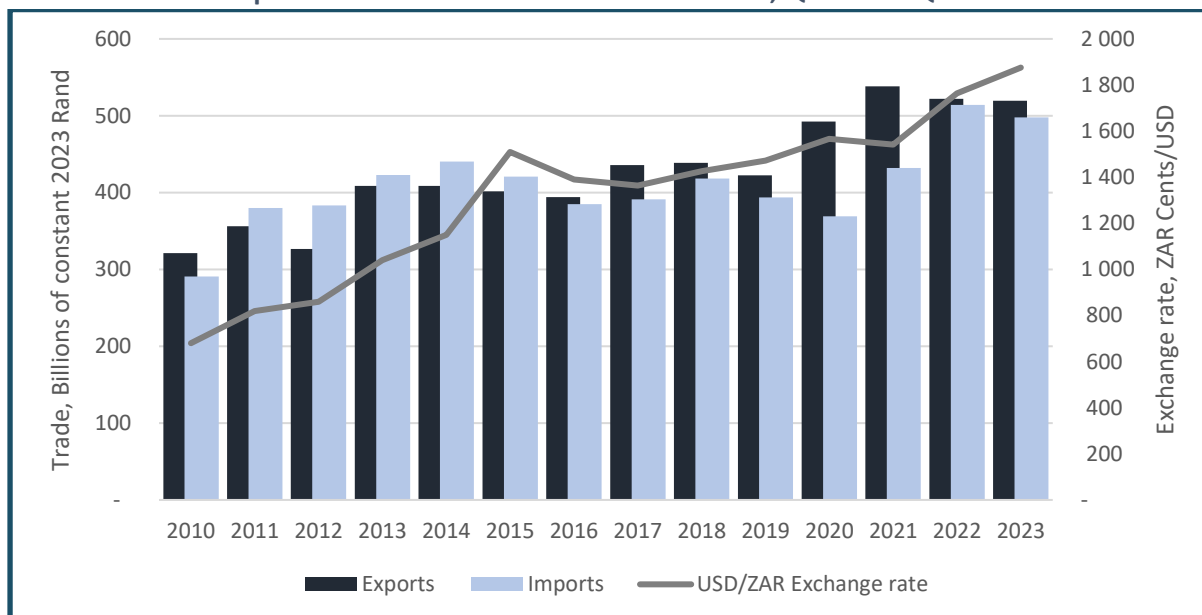
LIST OF TABLES

Table 1: Product key data – immunological products for retail sale, Q4 2023.....	4
Table 2: Product key data – medicaments for therapeutic or prophylactic purposes, Q4 2023.....	6
Table 3: Product key data – parts of telephone sets, telephones for cellular networks or for other wireless networks: Other, Q4 2023	8
Table 4: Product key data – electronic integrated circuits, Q4 2023.....	10
Table 5: Product key data – headphones and earphones, Q4 2023	12

SECTION 1: TRADE ANALYSIS

South Africa's exports declined slightly to R519 billion in the year to the fourth quarter of 2023, while imports declined by some 17% to R498 billion in the same period. This put the trade surplus at R21.7 billion in the fourth quarter, down from R41 billion in the third quarter of 2023, but higher than the R7.8 billion from the fourth quarter of 2022. Graph 1 shows South Africa's trade balance between the fourth quarters of 2010 and 2023.

Graph 1: Trade balance in constant 2023 Rand, Q4 2010 – Q4 2023



Source: Trade data from South African Revenue Service (SARS) monthly merchandise trade statistics. Downloaded from <https://www.sars.gov.za/> in March 2024. Exchange rate data from South African Reserve Bank (SARB). *Note:* Rebased, using CPI data from StatsSA, to the fourth quarter of 2023.

Imports from the top five sources increased by 2% to R232.9 billion in the year to the fourth quarter of 2023, buoyed in part by a R9.8 billion increase in imports from the United States (US) as that country exported crude oil to South Africa for the second consecutive quarter. Imports from Germany also grew in this period – though only slightly, primarily due to growth in imports of original equipment for motor vehicles. In contrast, imports from China declined by some R8.6 billion in the year to the fourth quarter of 2023, primarily due to a decrease in imports of static converters, diesel and lithium-ion accumulators.

In the fourth quarter, crude oil imports increased for the first time in 2023, growing by some R10.8 billion to R32.7 billion between the first and fourth quarter of 2023. This follows almost three years of low refinery capacity after explosions at two local refineries at the end of 2020 and beginning of 2021. The growth in value of crude imports is consistent with growth in volumes. Diesel imports reached R53.3 billion in the fourth quarter of 2023 from R42.6 billion in the third quarter, with volumes growing by 1.2 billion litres in this period.

Exports to the top five trade partners declined by 1% to R177.2 billion in the year to the fourth quarter of 2023, with exports to the US declining by R11.4 billion to R37.5 billion and exports to Germany also declining, by R2.5 billion to R32 billion in the same period. The decline in exports to both countries was mainly due to a decrease in exports of minerals like ores (mainly due to falling prices), platinum and rhodium, and coin of legal tender for Germany. In contrast, exports to China grew by R11.8 billion to R56.4 billion in the same period. This growth was driven by growth in exports of non-agglomerated iron ores and concentrates, which more than doubled in value, as well as growth in chromium ores exports.

SECTION 2: PRODUCT ANALYSIS¹

Product 1: Immunological products for retail sale²

Immunological products, put up in measured doses or in forms or packings for retail sale (HS 30021500) covers a range of testing products for active or passive immunisation, and diagnosing immune disorders, among other things. In 2022, these products were ranked the 18th most traded product, with global trade amounting to US\$135 billion. Switzerland led exports, totalling US\$26 billion, while the US was the top importer, at US\$33 billion.³ In South Africa, the products were ranked 79th in the Top 200 list of imports by value, amounting to R735 million and 62 986 kilograms imported (see Table 1).

Table 1: Product key data – immunological products for retail sale, Q4 2023

KEY DATA	NOT PREVIOUSLY MADE IN SOUTH AFRICA	PREVIOUSLY MADE BUT CANNOT COMPETE IN THE FACE OF LOW-COST COMPETITOR	CURRENTLY MADE IN SOUTH AFRICA AND IMPORTS INCREASING OVER TIME
Rank in Top 200 imports by Rand value			79th
Rand value of imports			R735 million
Rank in Top 50 imports by quantity			N/A
Quantity of imports			62 986 kilograms
Capital, intermediate or consumer good			Consumer good
If intermediate good; what value chain?			Pharmaceutical
Good for final consumption (yes/no)			Yes
Designation status			Not designated

Source: Based on data from ITC Trade Map. Downloaded from <https://www.trademap.org> in May 2024.

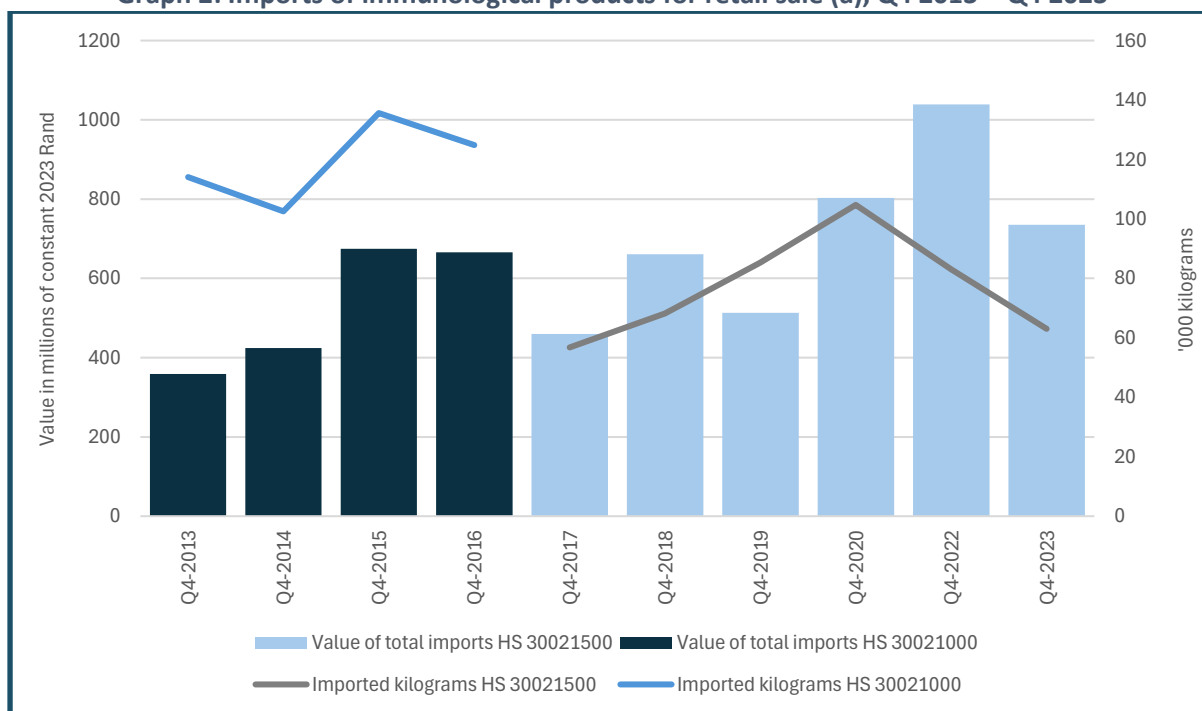
South Africa is a net importer of immunological products, put up in measured doses or in forms or packings for retail sale, with imported volumes between 50 000 kilograms and 140 000 kilograms per quarter. Germany is the top source of imports of immunological products, put up in measured doses or in forms or packings for retail sale. Excluding imports for the fourth quarter of 2021, imports from Germany averaged about 27 000 kilograms between the fourth quarters of 2013 and 2023, followed by the US at an average of 22 000 kilograms in the same period. Other import sources include Ireland, China, the Netherlands and Japan. Very small volumes are imported from the rest of the continent.

¹ The written analysis more often than not focuses on the period between 2013 and 2020 because SARS did not record Southern African Customs Union (SACU) trade data prior to that. The SARS note detailing the change is available at: <https://www.sars.gov.za/Media/MediaReleases/Pages/14-November-2013---Inclusion-of-new-data-in-SA-Trade-Stats.aspx>

² Prior to the first quarter of 2017, trade for this product was classified under antisera and other blood fractions and immunological products (HS 30021000). At least three HS codes were created from this split, including HS 30021500 (the product analysed in this report); HS 30021200 (which refers to antisera and other blood fractions); as well as HS 30021100 (malaria diagnostic and testing kits). For the purpose of this report, only HS 30021500 is discussed, with HS 30021200 included in the graph to show the overall trade trend.

³ <https://oec.world/en/profile/hs/immunological-products-packings-for-retail-sale-6300215>

Graph 2: Imports of immunological products for retail sale (a), Q4 2013 – Q4 2023



Note: Rebased, using CPI data from Stats SA, to the fourth quarter of 2023. *Note (a):* Data for the fourth quarter of 2021 has been removed due to an error in reporting volumes from multiple countries. *Source:* Calculated from ITC Trade Map data. Downloaded from <https://www.trademap.org> in May 2024.

South Africa’s pharmaceutical manufacturing and distribution revenue was estimated at around R62 billion in the year to June 2022, with public sector sales accounting for slightly less than a fifth of total sales in that period. It is not immediately clear what share of total revenue is derived from the sale of immunological products. The country has manufacturing capabilities in the immunological product industry, through companies such as Aspen Pharmacare, GSK South Africa, Janssen Global, MSD Animal Health South Africa, and the Biovac Institute – a public-private partnership between the state and a consortium of healthcare enterprises, research institutions and universities.⁴

Product 2: Medicaments for therapeutic or prophylactic purposes: Other⁵

Medicaments consisting of mixed or unmixed products for therapeutic or prophylactic purposes, put up in measured doses, including those in the form of transdermal administration or in forms or packings for retail sale: Other (HS 30049099) cover a range of pharmaceutical products not specified in any other tariff codes. This excludes medications that cover a range of products like antibiotics, vitamins, hormones or steroids used as hormones, among others. This group of products was ranked 8th in the top 200 list of imports by value, at R6 billion and nearly nine million kilograms imported in the fourth quarter of 2023 (see Table 2).

⁴ <https://theconversation.com/vaccine-production-in-south-africa-how-an-industry-in-its-infancy-can-be-developed-153204>

⁵ As with trade for immunological products, trade for medicaments consisting of mixed or unmixed products for therapeutic or prophylactic purposes has been reclassified twice since the 2010s, from HS 30049000 in 2014 to HS 30049090 between 2015 and 2020, then again to HS 30049099. The new reclassification resulted in the formation of at least five new HS codes including HS 30049099, which still aggregates a range of other unclassified medicaments.

Table 2: Product key data – medicaments for therapeutic or prophylactic purposes, Q4 2023

KEY DATA	NOT PREVIOUSLY MADE IN SOUTH AFRICA	PREVIOUSLY MADE BUT CANNOT COMPETE IN FACE OF LOW-COST COMPETITORS	CURRENTLY MADE IN SOUTH AFRICA AND IMPORTS INCREASING OVER TIME
Rank in Top 200 imports by Rand value			8th
Rand value of imports			R6.2 billion
Rank in Top 50 imports by quantity			N/A
Quantity of imports			8.6 million kilograms
Capital, intermediate or consumer good			Consumer good
If intermediate good; what value chain?			Pharmaceutical
Good for final consumption (yes/no)			Yes
Designation status			Not designated

Source: Based on data from ITC Trade Map. Downloaded from <https://www.trademap.org> in May 2024.

South Africa’s pharmaceutical industry includes about 150 manufacturing and packaging companies. Among these, Adcock Ingram and Aspen are major producers of generic medications in South Africa, and have been major beneficiaries of multinational manufacturing contracts to supply domestic and regional markets. Nevertheless, production in the local pharmaceutical industry is dominated by multinationals such as Chemical, Industrial & Pharmaceutical Laboratories (Cipla, India), Novartis (Switzerland), Sanofi (France), and Bayer (Germany), among others.

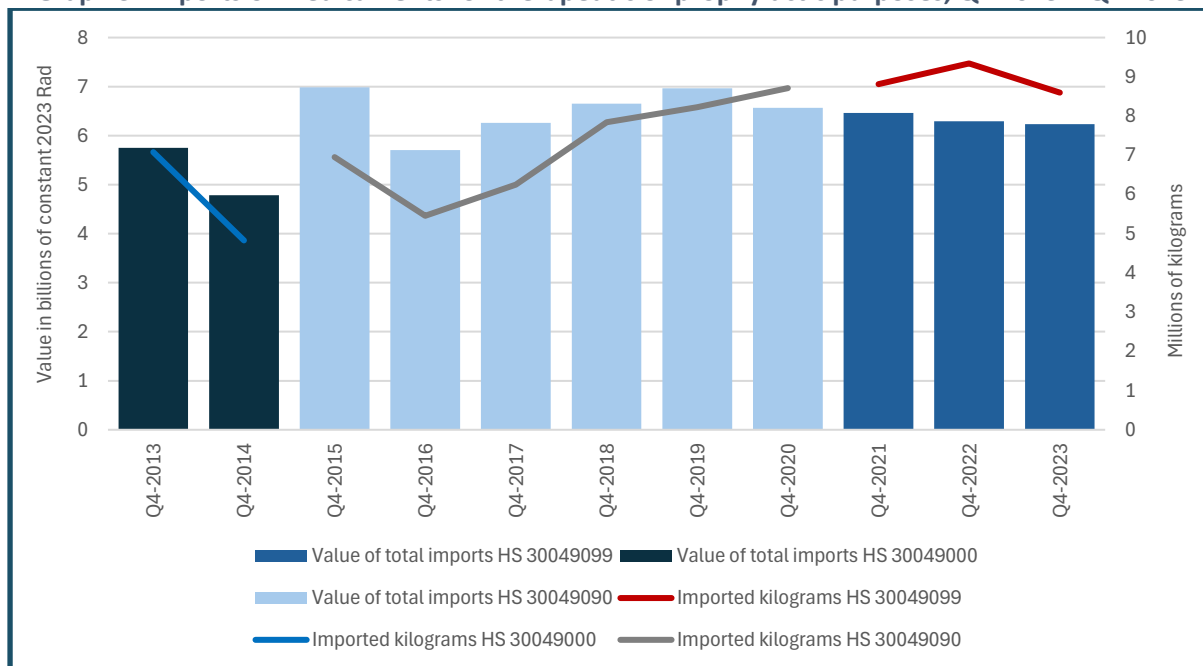
South Africa’s pharmaceutical manufacturing capability is limited by its lack of manufacturing capacity for key active pharmaceutical ingredients (APIs). The country currently imports APIs, which account for more than half of the cost of production costs. Since the early 2010s, the state has made efforts to begin local API production through Ketlaphela, a joint venture between Pelchem, the Industrial Development Corporation (IDC), and a Swiss-owned pharmaceuticals manufacturer. However, this venture never reached production phase.⁶ Since then, the Active Pharmaceutical Ingredients Plus laboratory was opened in 2022 at North West University, in collaboration with the Department of Science and Innovation and the Technology Innovation Agency.⁷

South Africa is a net importer of medicaments consisting of mixed or unmixed products for therapeutic or prophylactic purposes. In the fourth quarter of 2023, India accounted for 47% of imported volumes, with another 15% from Germany and 9% from France. Imports from the rest of the continent averaged around 0.7% of total imported volumes between the fourth quarters of 2015 and 2023 (with the exception of 2022, when there was a spike in imports from Egypt, which drove imports from the continent to 4% of total volumes).

⁶ <https://www.pharmaceutical-technology.com/features/featuresouth-africa-the-long-road-to-state-owned-pharma-manufacturing-4647452/?cf-view>

⁷ <https://www.woweb.co.za/?m=Industries&p=reportinfo&id=5561&tab=3>

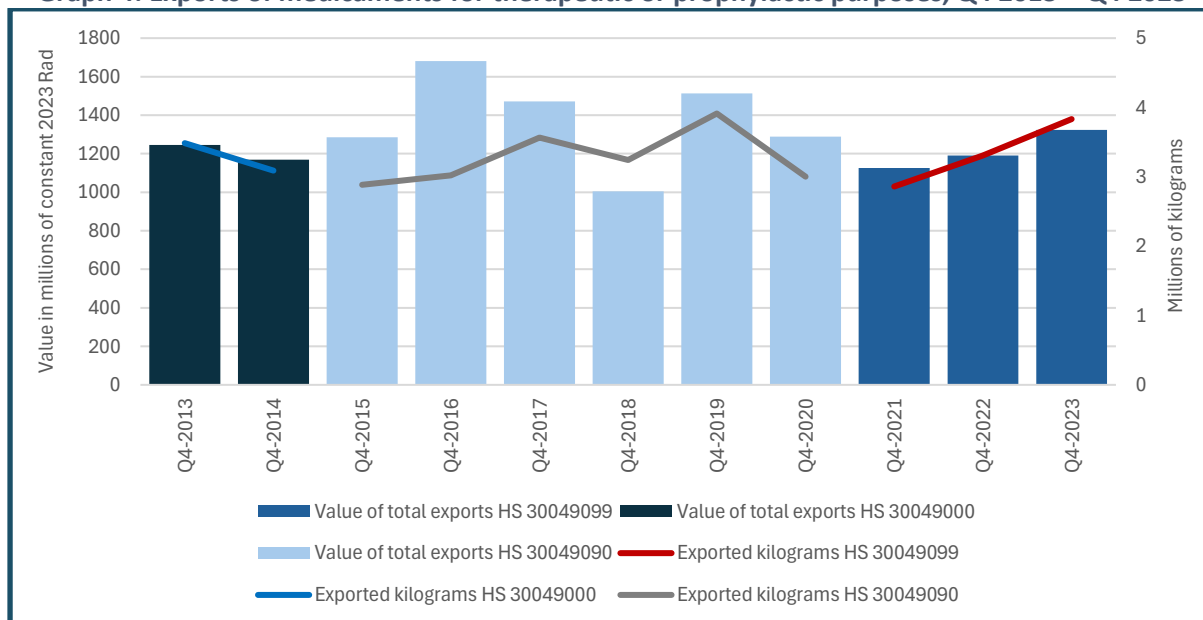
Graph 3: Imports of medicaments for therapeutic or prophylactic purposes, Q4 2013 – Q4 2023



Note: Rebased, using CPI data from StatsSA, to the fourth quarter of 2023. Source: Calculated from ITC Trade Map data. Downloaded from <https://www.trademap.org> in May 2024.

Medicaments exports amounted to R1.3 billion in the fourth quarter of 2023, up about 11% from the fourth quarter of the previous year. In volumes, exports increased by 16% to 3.8 million kilograms in the year to the fourth quarter of 2023, buoyed by a surge in exports to Nigeria. Almost all exported volumes go to the rest of the continent, with almost half of fourth quarter 2023 exports going to the Southern African Customs Union member states.

Graph 4: Exports of medicaments for therapeutic or prophylactic purposes, Q4 2013 – Q4 2023



Note: Rebased, using CPI data from Stats SA, to the fourth quarter of 2023. Source: Calculated from ITC Trade Map data. Downloaded from <https://www.trademap.org> in May 2024.

Product 3: Parts of telephone sets, telephones for cellular networks or for other wireless networks: Other⁸

Parts of telephone sets, as well as telephones for cellular and other wireless networks (HS 85177900), comprise a variety of components essential for the transmission or reception of voice, images, or other data. These components include but are not limited to handsets, speakers, microphones, wires. This category also includes other communication apparatus, which are not elsewhere specified. The telecommunication market is characterised by technological advancements. As the industry continues to grow, the demand for innovative components and accessories also grows. Globally, the parts for communication equipment (HS 851779) were the 41st most traded product, with total trade at US\$69 billion. These products were ranked 51st in the Top 200 list of South Africa’s imports by value, with just over eight million units imported, and amounting to R1.2 billion (see Table 3).

Table 3: Product key data – parts of telephone sets, telephones for cellular networks or for other wireless networks: Other, Q4 2023

KEY DATA	NOT PREVIOUSLY MADE IN SOUTH AFRICA	PREVIOUSLY MADE BUT CANNOT COMPETE IN FACE OF LOW-COST COMPETITORS	CURRENTLY MADE AND IMPORTS INCREASING OVER TIME
Rank in Top 200 imports by Rand value			51st
Rand value of imports			R1.2 billion
Rank in Top 50 imports by quantity			N/A
Quantity of imports			8.4 million units
Capital, intermediate or consumer good			Intermediate good
If intermediate good; what value chain?			Telecommunications
Good for final consumption (yes/no)			No
Designation status			Not designated

Source: Based on data from ITC Trade Map. Downloaded from <https://www.trademap.org> in May 2024.

Some local manufacturing of telecommunications equipment exists, though the extent is unclear. The Quarterly Employment Survey, conducted by Stats SA, estimates employment across radio, television and communication equipment manufacturing at slightly more than 21 000 as of 2023, with a further 100 000 employed across the postal and broader telecommunications industry.

The telecommunications industry is driven by rapid advance of technology and innovation. To remain competitive, players must continuously innovate or will risk falling behind. In response to this demand for innovation, companies like MTN have taken proactive steps by developing tech start-ups to explore new digital innovations. In addition, MTN also funds the UCT Graduate School of Business’s Solution

⁸ Prior to the first quarter of 2022, trade for parts of telephone sets, as well as telephones for cellular and other wireless networks had been recorded under HS 85177090 (parts not elsewhere specified) and HS 85177010 (parts for telephone sets). The combined value of these imports amounted to R2 billion as of the fourth quarter of 2021, from R845 million in the fourth quarter of 2013. Following the reclassification in the first quarter of 2022, trade for the two products was consolidated into the new HS 851770900, and see the unit of measurement change from kilograms (2013 – 2021) to units by the first quarter of 2022. In addition, the new HS code see the reclassification of aerials for telephone sets, which have been removed from HS 85177090 to HS 85177100.

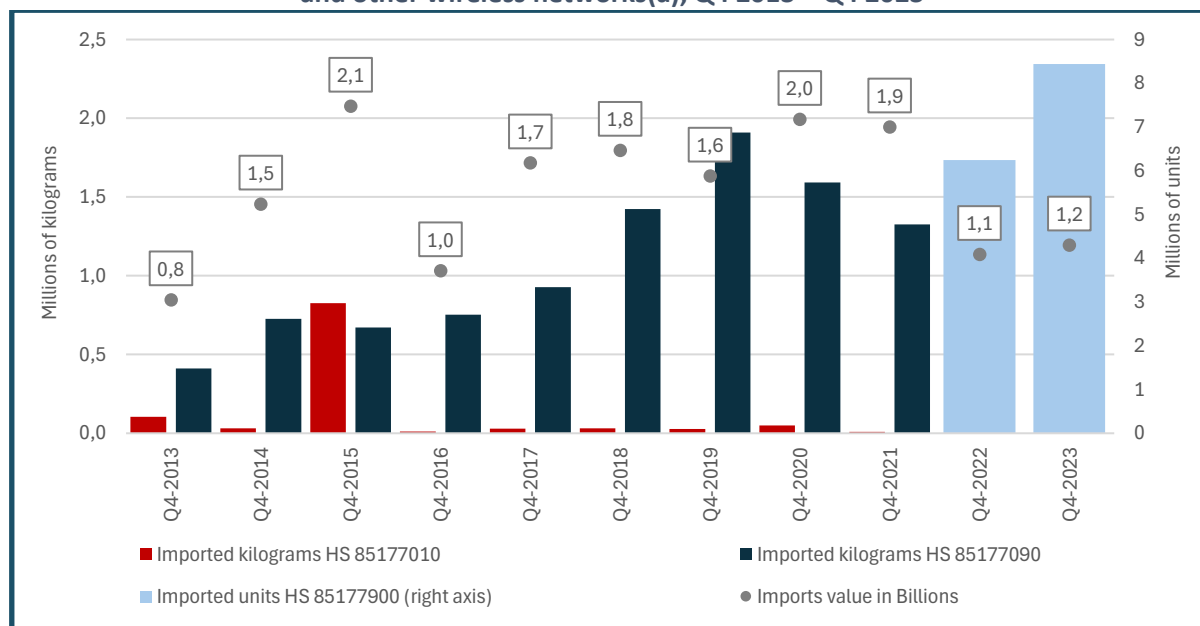
Space⁹, which supports innovative entrepreneurs. In 2022, Vodacom launched the Amazon Web Services (AWS) Outposts Innovation Lab in collaboration with AWS and Intel.¹⁰ This lab is dedicated to accelerating technology innovations across different industries.

Mara Phones, established by Mara Group in July 2021, was the first to manufacture smartphones in South Africa. Despite investments from the IDC and Standard Bank, Mara Phones struggled to penetrate the South African market and compete against global brands.¹¹ A change in ownership in 2022 has failed to get the company operational. However, it is not clear if this remains a problem of lack of demand, or if it is due to internal challenges within the company.

Major importers include KNR Flatrock (Pty) Ltd which imports cellphone accessories from China and exports products on a small scale to African countries. In addition the Chinese technology brand Honor (previously owned by Huawei) set up a warehouse in South Africa in 2022 to import and supply telecommunication products and solutions in Southern Africa. Honor aims to expand its operations in South Africa in 2024. Other companies like Lenovo South Africa (Pty) Ltd, LG Electronics SA (Pty) Ltd, and ZTE Corporation South Africa (Pty) Ltd are involved in the imports, marketing, and wholesaling of hardware components.¹²

South Africa is a net importer of these products, with virtually all imports coming from China. Minimal volumes have been imported from the rest of the continent. The value of total imports has fluctuated over the years, in line with fluctuations in imported volumes. Given the change in measurement units beginning in 2022, comparing the differences with the period before 2021 is difficult. Graph 5 shows imports of this product group.

Graph 5: Imports of parts of telephone sets, as well as telephones for cellular and other wireless networks(a), Q4 2013 – Q4 2023



Note: Rebased, using CPI data from Stats SA, to the fourth quarter of 2023. *Note(a):* 2013 to 2021 are on the primary vertical axis in kilograms, and 2022 to 2023 are on the secondary vertical axis in units. *Source:* Calculated from ITC Trade Map data. Downloaded from <https://www.trademap.org> in May 2024.

⁹ <https://gsbsolutionspace.uct.ac.za/articles/venture-acceleration/venture-exploitation-programme-selects-startups>

¹⁰ <https://www.vodacom.com/news-article.php?articleID=7749>

¹¹ <https://mybroadband.co.za/news/smartphones/433312-why-south-africas-first-smartphone-factory-failed.html>

¹² Who Owns Whom, 2023. The telecommunications industry and retail of devices in South Africa.

Product 4: Electronic integrated circuits

Electronic integrated circuits (excluding such as processors, controllers, memories, and amplifiers) (HS 85423900) are chips embedded in a narrow layer of silicon, which acts as a semiconductor material.¹³ These products compress vast functionality into small sizes, increasing the effectiveness of electronic devices.¹⁴ Electronic integrated circuits are used in industries such as healthcare, telecommunications, and aerospace, and are integral components for electronic devices like computers, smartphones, televisions, medical equipment, and spacecraft. Globally, electronic integrated circuits were the sixth most traded product in 2022, with a trade value of US\$380 billion. Top exporting countries include Taiwan, China and South Korea.¹⁵ Domestically, 33 million units of this product were imported, valued at R383 million in the fourth quarter of 2023 (see Table 4).

Table 4: Product key data – electronic integrated circuits, Q4 2023

KEY DATA	NOT CURRENTLY MADE IN SOUTH AFRICA	PREVIOUSLY MADE BUT CANNOT COMPETE IN FACE OF LOW-COST COMPETITORS	CURRENTLY MADE AND IMPORTS DECREASING OVER TIME
Rank in Top 200 imports by Rand value			165th
Rand value of imports			R383 million
Rank in Top 50 imports by quantity			N/A
Quantity of imports			33 million units
Capital, intermediate or consumer good			Intermediate good
If intermediate good; what value chain?			Various including telecommunications
Good for final consumption (yes/no)			No
Designation status			Not designated

Source: Based on data from ITC Trade Map. Downloaded from <https://www.trademap.org> in May 2024.

South Africa's electronics industry is diversified, encompassing electrical machinery, consumer electronics, telecommunications equipment, and household appliances. South Africa has a production footprint for integrated circuits. Although multinational corporations like Intel and Samsung dominate the domestic market, the South African Micro-Electronic Systems' (SAMES) Integrated Circuit Design Centre is one of the country's leading semiconductor manufacturers.¹⁶ Furthermore, NioCAD (a company of Stellenbosch-based engineers), though no longer operational, was credited with creating the world's first superconductive integrated circuit design tool. Following the closure of NioCAD, SUN Magnetics (a spin-off company from Stellenbosch University), operational since 2015, has improved the available technology, and is supplying integrated circuit parameter extraction and layout verification solutions to numerous industries, but does not manufacture integrated circuits locally.¹⁷

¹³ <https://www.marketresearchfuture.com/blogs/power-management-ic-industry-analysis#:~:text=The%20IC%20is%20mainly%20used,expense%20for%20many%20industries%20nowadays.>

¹⁴ <https://www.cytechsystems.com/news/exploring-the-role-of-electronic-integrated-circuits-on-modern-electronics>

¹⁵ Electronic integrated circuits: n.e.c. in heading no. 8542 (HS: 854239) Product Trade, Exporters, and Importers | The Observatory of Economic Complexity (oec.world)

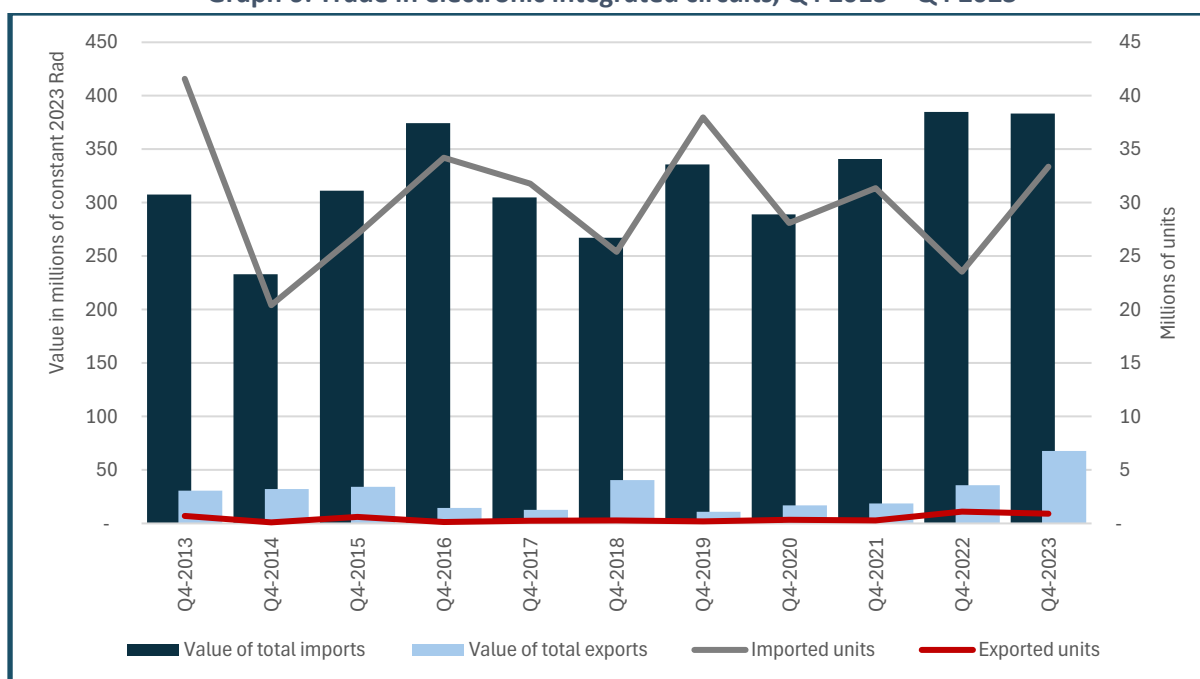
¹⁶ <https://labat.co.za/sames/>

¹⁷ <https://sun-magnetics.com/about/>

South Africa manufactures more than R90 billion worth of electrotechnical equipment annually, based on manufacturing production and sales data from Stats SA, and with some 70 000 people employed across electrotechnical manufacturing, per quarterly employment survey data^{18,19}. Nonetheless, the electronics industry is dependent on imports, including the electronic integrated circuits market which faces high imports. While there is domestic production capacity, the high levels of imports indicates that the industry has potential to expand and create more jobs by supplying local demand for ICT goods and services.

Between the fourth quarter of 2013 and the fourth quarter of 2023, South Africa imported about 30 million units of electronic integrated circuits (see Graph 6). China is the main source of imported volumes, accounting for more than half of imports, along with Malaysia, the US and Hong Kong, among others. In terms of exports, some 900 000 units were exported in the fourth quarter of 2023, with the United Arab Emirates (UAE) emerging as a top export destination of South Africa's exports as of 2022.

Graph 6: Trade in electronic integrated circuits, Q4 2013 – Q4 2023



Note: Rebased, using CPI data from StatsSA, to the fourth quarter of 2023. *Source:* Calculated from ITC Trade Map data. Downloaded from <https://www.trademap.org> in May 2024.

Product 5: Headphones and earphones

Headphones and earphones, whether or not combined with a microphone, and sets consisting of a microphone and one or more loudspeakers (HS 85183000) are output devices used to connect to equipment like phones, computers, and speakers for the purpose of listening to, and transmitting audio, such as during phone calls. Headphones are larger, rounder, and encircle the ear. They come in wired and wireless versions. In contrast, earphones are small, lightweight devices that fit in the ears and, as with headphones, allow the user to listen to and transmit audio. Earphones are the most common and lowest priced among these products. Headphones and earphones were the world's 210th most traded product in 2022, with trade amounting to US\$17 billion.²⁰ Domestically, these products were ranked 163rd in the Top 200 list of imports by Rand value for the fourth quarter of 2023. Imports amounted to R387 million, with 5.6 million units imported during this period (see Table 5).

¹⁸ QES data only covers formal employment.

¹⁹ https://nwdc.co.za/wp-content/uploads/2020/08/FACT-SHEET_ELECTRONICS_2020.pdf

²⁰ <https://oec.world/en/profile/hs/headphones-earphones-combinations>

Table 5: Product key data – headphones and earphones, Q4 2023

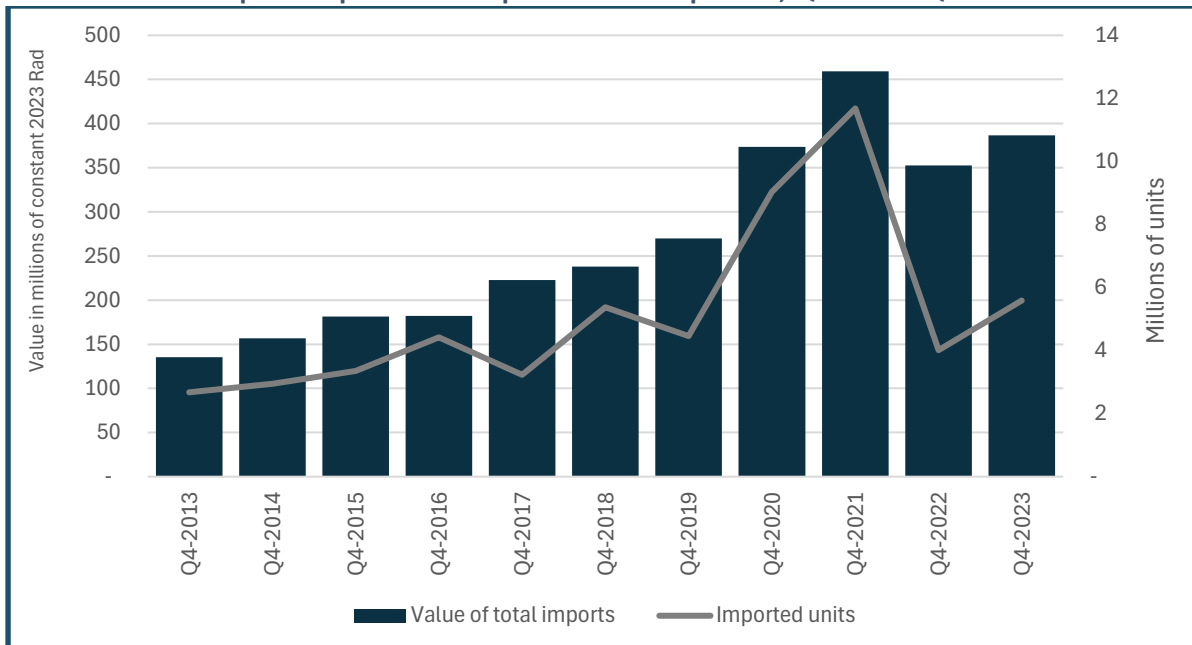
KEY DATA	NOT PREVIOUSLY MADE IN SA AND IMPORTS INCREASING OVER TIME	PREVIOUSLY MADE BUT CAN'T COMPETE IN FACE OF LOW COST COMPETITORS	CURRENTLY MADE IN SA AND IMPORTS INCREASING OVER TIME
Rank in Top 200 imports by Rand value	163rd		
Rand value of imports	R387 million		
Rank in Top 50 imports by quantity	N/A		
Quantity of imports	5.5 million units		
Capital, intermediate or consumer good	Consumer good		
If intermediate good; what value chain?	N/A		
Good for final consumption (yes/no)	Yes		
Designation status	Not designated		

Source: Based on data from ITC Trade Map. Downloaded from <https://www.trademap.org> in May 2024.

Sony Group Corporation, Sennheiser Electronic GmbH & Co, and Harman International Industries Incorporated are the largest multinational headphones and earphones companies operating locally. However, in South Africa, these multinationals are involved in distribution instead of manufacturing.

With no local production footprint, demand for headphones and earphones is met through imports. Virtually all imports come from China, which supplied 98% of volumes in the fourth quarter of 2023, totalling R276 million (71% of the value of total imports). Imports from the rest of the continent are negligible, with the highest volumes being reimports by South Africa (1600 units in the fourth quarter of 2022).

Graph 7: Imports of headphones and earphones, Q4 2013 – Q4 2023



Note: Rebased, using CPI data from Stats SA, to the fourth quarter of 2023. Source: Calculated from ITC Trade Map data. Downloaded from <https://www.trademap.org> in May 2024.

ANNEXURE 1: TOP 200 IMPORT PRODUCTS BY RAND VALUE, Q4 2023

RANK	HS CODE	PRODUCT DESCRIPTION	IMPORT VALUE, RAND BILLION	CHANGE IN RANK, Q4 2022 - Q4 2023	DESIGNATION STATUS
1	27101230	Diesel	53.33	No change	Not designated
2	27090000	Crude oil	32.66	1	Not designated
3	98010030	Automotive components: For motor cars	15.80	-1	Not designated
4	27101202	Light oils and preparations: Petrol	14.60	1	Not designated
5	98010040	Original equipment components: For goods vehicles	13.63	-1	Not designated
6	85171310	Smartphones for wireless networks	8.58	2	Not designated
7	49070014	Foreign currency, in circulation, imported	8.42	-1	Not designated
8	30049099	Medicaments consisting of mixed or unmixed products for therapeutic or prophylactic purposes	6.24	1	Not designated
9	87032290	Cars and related vehicles: cylinder capacity 1 000 cm3 to 1 500 cm3	5.22	2	Not designated
10	85076000	Lithium-ion accumulators (excluding spent)	4.63	-3	Not designated
11	84713090	Data-processing machines, automatic, portable, weighing <= 10 kg	4.20	7	Not designated
12	71081300	Gold, in semi-manufactured forms, for non-monetary purposes	3.99	9	Not designated
13	85176290	Routers and set-top boxes: Other	3.97	No change	Routers not designated; STB 30% designated
14	10063000	Semi-milled or wholly milled rice, whether or not polished or glazed	3.88	6	Not designated
15	98010045	Original equipment components: For goods vehicles	3.49	-5	Not designated
16	27101226	Light oils and preparations: illuminating kerosene	3.47	No change	Not designated
17	87041090	Dumpers for off-highway use: Other	2.85	11	Not designated
18	33021000	Mixtures of odoriferous substances and mixtures, incl. alcoholic solutions of a kind used in the food and drink industries	2.47	12	Not designated
19	85044000	Static converters	2.41	-5	Not designated
20	28182000	Aluminium oxide (excluding artificial corundum)	2.39	7	Not designated
21	27101235	Light oils and preparations: Residual fuels	2.38	13	Not designated
22	85023100	Generating sets: wind-powered	2.30	32	Not designated
23	98010015	Automotive components: For tractors and buses	2.28	24	Not designated

RANK	HS CODE	PRODUCT DESCRIPTION	IMPORT VALUE, RAND BILLION	CHANGE IN RANK, Q4 2022 - Q4 2023	DESIGNATION STATUS
24	87032190	Cars and related vehicles: cylinder capacity not exceeding 1 000 cm3	2.22	5	Not designated
25	87019500	Tractors, of an engine power > 130 kw	2.21	18	Not designated
26	87032390	Cars and related vehicles: Cylinder capacity 1 500 cm3 to 3 000 cm3	2.18	-9	Not designated
27	87033390	Cars and related vehicles: Cylinder capacity exceeding 2 500 cm3	2.03	-2	Not designated
28	15119090	Palm oil and its fractions, whether or not refined	2.02	-2	Not designated
29	10019900	Wheat and meslin (excluding seed for sowing, and durum wheat)	1.98	-14	Not designated
30	90189000	Instruments and appliances used in medical, surgical or veterinary sciences, n.e.s.	1.92	1	Not designated
31	31021000	Urea, whether or not in aqueous solution	1.87	-12	Not designated
32	27111100	Natural gas, liquefied	1.86	3	Not designated
33	27101257	Light oils and preparations: Other base oils	1.84	15	Not designated
34	84314990	Parts of machinery of heading 8426, 8429 and 8430, n.e.s.: Other	1.83	4	Not designated
35	38249999	Chemical products and preparations of the chemical or allied industries	1.76	6	Not designated
36	84715000	Processing units for automatic data-processing machines	1.74	1	Not designated
37	27160000	Electrical energy	1.65	-4	Not designated
38	87033290	Cars and related vehicles: cylinder capacity 1 000 cm3 to 2 500 cm3	1.53	-14	Not designated
39	87089990	Parts and accessories for tractors and buses	1.52	-3	Not designated
40	38151200	Supported catalysts with precious metal or a precious-metal compound as the active substance, n.e.s.	1.50	86	Not designated
41	27101207	Light oils and preparations: Aviation kerosene	1.49	3	Not designated
42	84718000	Units for automatic data-processing machines (excluding processing units, input or output units and storage units)	1.48	105	Not designated
43	84295200	Self-propelled bulldozers, etc: With 360 degree revolving superstructure	1.46	-21	Not designated
44	74081100	Wire of refined copper, with a maximum cross-sectional dimension of > 6 mm	1.36	-12	Not designated
45	87082900	Parts and accessories of bodies for tractors and goods and passenger vehicles	1.32	-6	Not designated
46	31054000	Ammonium dihydrogen orthophosphate and mixtures thereof with diammonium hydrogen orthophosphate	1.31	78	Not designated
47	84439900	Parts and accessories of printers, copying machines and facsimile machines, n.e.s.	1.29	3	Not designated

RANK	HS CODE	PRODUCT DESCRIPTION	IMPORT VALUE, RAND BILLION	CHANGE IN RANK, Q4 2022 - Q4 2023	DESIGNATION STATUS
48	38089399	Herbicides, anti-sprouting products and plant-growth regulators	1.22	12	Not designated
49	71023100	Non-industrial diamonds unworked or simply sawn, cleaved or bruted	1.21	-26	Not designated
50	84335100	Combine harvester-threshers	1.19	75	Not designated
51	85177900	Parts of telephone sets, telephones for cellular networks or for other wireless networks	1.19	20	Not designated
52	15121190	Crude sunflower-seed or safflower oil: other	1.14	7	Not designated
53	88073000	Parts of aeroplanes, helicopters or unmanned aircraft, n.e.s. (excluding those for gliders)	1.14	5	Not designated
54	27011900	Coal, whether or not pulverised, non-agglomerated (excluding anthracite and bituminous coal)	1.12	-9	Not designated
55	27040000	Coke and semi-coke of coal, of lignite or of peat, whether or not agglomerated	1.11	-15	Not designated
56	38221900	Prepared diagnostic or laboratory reagents whether or not on a backing	1.11	-4	Not designated
57	98010025	Original equipment components: for buses and taxis	1.01	-6	Bus bodies 80% designated
58	88024000	Aeroplanes and other powered aircraft of an of an unladen weight > 15000 kg	0.99	-16	Not designated
59	84089090	Compression-ignition internal combustion piston "diesel or semi-diesel engine": Other	0.99	-10	Not designated
60	84717000	Storage units for automatic data-processing machines	0.94	29	Not designated
61	84291100	Self-propelled bulldozers and angledozers, track laying	0.93	12	Not designated
62	17011300	Raw cane sugar, in solid form, not containing added flavouring or colouring matter	0.92	-7	Not designated
63	39269090	Articles of plastics and articles of other materials of heading 3901 to 3914, n.e.s.: Other	0.91	-2	Not designated
64	85414300	Photovoltaic cells assembled in modules or made up into panels	0.89	-52	Solar PV components 70% designated
65	27111390	Butanes, liquefied (excluding of a purity of >= 95% of n-butane or isobutane): other	0.88	35	Not designated
66	87019400	Tractors, of an engine power > 75 kw but <= 130 kw (excl. those of heading 8709, pedestrian-controlled tractors, road tractors for semi-trailers and track-laying tractors)	0.88	-1	Not designated
67	94019990	Parts of seats, not of wood, n.e.s.: Other	0.87	-10	Not designated
68	27101215	Light oils and preparations: Illuminating kerosene	0.86	8	Not designated
69	87032490	Cars and related vehicles: cylinder capacity exceeding 3 000 cm3	0.85	-16	Not designated
70	39011000	Polyethylene having a specific gravity of less than 0.94	0.83	129	Not designated
71	61091000	T-shirts, singlets and other vests of cotton, knitted or crocheted	0.81	-5	100% designated

RANK	HS CODE	PRODUCT DESCRIPTION	IMPORT VALUE, RAND BILLION	CHANGE IN RANK, Q4 2022 - Q4 2023	DESIGNATION STATUS
72	84798990	Machines and mechanical appliances, n.e.s.: Other	0.80	2	Not designated
73	48115990	Paper and paperboard, surface-coloured, surface-decorated or printed, coated, impregnated or covered with artificial resins or plastics, in rolls or in square or rectangular sheets, of any size (excluding bleached and weighing > 150 g/m ² , and adhesives): other	0.80	15	Not designated
74	74031100	Copper, refined, in the form of cathodes and sections of cathodes	0.79	-18	Not designated
75	33049990	Beauty or make-up preparations and preparations for the care of the skin: Other	0.79	12	Not designated
76	31042000	Potassium chloride	0.76	-30	Not designated
77	84219990	Parts of machinery and apparatus for filtering or purifying liquids or gases, n.e.s: other	0.75	73	Not designated
78	84834000	Gears and gearing for machinery ball or roller screws; gear boxes and other speed changers	0.75	16	Not designated
79	30021500	Immunological products, put up in measured doses, or in forms or packings for retail	0.74	-11	Not designated
80	27132000	Petroleum bitumen	0.73	3	Not designated
81	88021200	Helicopters of an unladen mass exceeding 2 000 kg	0.72	2480	Not designated
82	85371090	Boards, cabinets and similar combinations of apparatus for electric control or the distribution of electricity, for a voltage <= 1.000 V: Other	0.72	-13	Insulated medium-voltage Switchgear housing 25% designated
83	84071000	Spark-ignition reciprocating or rotary internal combustion piston engine, for aircraft	0.72	128	Not designated
84	27111200	Propane, liquefied	0.71	No change	Not designated
85	39012000	Polyethylene with a specific gravity of >= 0,94, in primary forms	0.69	-23	Not designated
86	22083010	Whiskies: in containers holding 2 li or less	0.68	-16	Not designated
87	84749000	Parts of machinery for working mineral substances of heading 8474, n.e.s.	0.67	-1	Not designated
88	27011100	Anthracite	0.67	8	Not designated
89	95030090	Tricycles, scooters, pedal cars and similar wheeled toys: Other	0.65	2	Not designated
90	84433100	Printers and fax machines	0.64	56	Not designated
91	84314300	Parts for boring or sinking machinery of subheading 8430.41 or 8430.49	0.64	4	Not designated
92	21069090	Food preparations, n.e.s.: Other	0.64	9	Not designated
93	87012120	Road tractors for semi-trailers, with only compression-ignition internal combustion piston engine: of a vehicle mass exceeding 1600 kg	0.64	-14	Not designated

RANK	HS CODE	PRODUCT DESCRIPTION	IMPORT VALUE, RAND BILLION	CHANGE IN RANK, Q4 2022 - Q4 2023	DESIGNATION STATUS
94	27101900	Medium oils and preparations, of petroleum or bituminous minerals, not containing biodiesel, n.e.s.	0.63	-14	Not designated
95	85443000	Ignition wiring sets and other wiring sets of a kind used in vehicles, aircraft or ships	0.63	-32	Not designated
96	27131200	Petroleum coke, calcined	0.63	-24	Not designated
97	38170010	Mixed alkylbenzenes and mixed alkyl naphthalenes produced by the alkylation of benzene and naphthalene	0.62	47	Not designated
98	38112100	Prepared additives for oil lubricants containing petroleum oil or bituminous mineral oil	0.62	-17	Not designated
99	84304100	Self-propelled boring or sinking machinery for boring earth or extracting minerals or ores	0.60	4	Not designated
100	87085085	Drive-axles with differential, whether or not provided with other transmission components	0.59	-23	Not designated
101	72104990	Flat-rolled products of iron or non-alloy steel, of a width of >= 600 mm, hot or cold-rolled	0.59	-26	100% designated
102	90183900	Needles, catheters, cannulae and the like, used in medical, surgical, dental or veterinary sciences	0.58	13	Not designated
103	85437000	Electrical machines and apparatus, having individual functions, n.e.s. in Chapter 85	0.57	-5	Not designated
104	87042183	Motor vehicles for the transport of goods of a gross vehicle weight <= 5 t (excluding dumpers for off-highway use of subheading 8704.10 and special purpose motor vehicles of heading 8705): other	0.57	No change	Not designated
105	40112026	New pneumatic tyres, of rubber, of a kind used for buses and lorries: having a rim size exceeding 51cm (20inches)	0.57	4	Not designated
106	72259290	Flat-rolled products of alloy steel other than stainless, of a width of >= 600 mm, hot-rolled or cold-rolled "cold-reduced" and plated or coated with zinc: other	0.57	8	100% designated
107	40111009	New pneumatic tyres, of rubber, of a kind used for motor cars, incl. station wagons and racing cars: having a rim size of 43 cm (17 inches) or more	0.57	-5	Not designated
108	30024190	Vaccines for human medicine: Other	0.57	280	Not designated
109	84223000	Machinery for filling, closing, sealing or labelling bottles, cans, boxes, bags or other containers; machinery for capsuling bottles, jars, tubes and similar containers; machinery for aerating beverages	0.57	-45	Not designated
110	84733000	Parts and accessories of automatic data-processing machines or for other machines of heading 8471, n.e.s.	0.56	9	Not designated
111	87083090	Brakes and servo-brakes and their parts, for tractors, motor vehicles for the transport of goods or persons, n.e.s.	0.56	-21	Not designated

RANK	HS CODE	PRODUCT DESCRIPTION	IMPORT VALUE, RAND BILLION	CHANGE IN RANK, Q4 2022 - Q4 2023	DESIGNATION STATUS
112	84099990	Milling machines for metals, not numerically controlled (excluding way-type unit head machines, boring-milling machines, knee-type milling machines and gear cutting machines)	0.55	-2	Not designated
113	38089199	Insecticides (excluding goods of subheading 3808.50): Other	0.55	-21	Not designated
114	84139100	Parts of pumps for liquids, n.e.s.	0.54	-8	Accessories 100% designated
115	64029990	Footwear with outer soles and uppers of rubber or plastics: Other	0.54	-33	100% designated
116	33029090	Mixtures of odoriferous substances and mixtures, incl. alcoholic solutions, based on one or more of these substances, of a kind used as raw materials in industry (excluding food or drink industries): Other	0.53	-17	Not designated
117	64039990	Footwear with outer soles of rubber, plastics or composition leather, with uppers of leather: Other	0.53	-24	100% designated
118	84148000	Air pumps, air or other gas compressors and ventilating or recycling hoods with a fan	0.52	9	70% designated
119	85258990	Television cameras, digital cameras and video camera recorders: Other	0.52	-1	Not designated
120	84295120	Self-propelled front-end shovel loaders: Not tracked, driven by internal combustion piston engines, of a mass of 3000 kg or more but not exceeding 30 000 kg (excluding those specially designed for use in mines)	0.52	-23	Not designated
121	87169090	Parts of trailers and semi-trailers and other vehicles not mechanically propelled, n.e.s.: Other	0.52	15	Not designated
122	29173600	Terephthalic acid and its salts	0.51	-1	Not designated
123	90318000	Instruments, appliances and machines for measuring or checking	0.51	-16	Not designated
124	22030090	Beer made from malt: Other	0.51	13	Not designated
125	38151900	Supported catalysts, n.e.s. (excluding with precious metal, a precious-metal compound, nickel or a nickel compound as the active substance)	0.50	171	Not designated
126	73269090	Articles of iron or steel, n.e.s. (excluding cast articles or articles of iron or steel wire): other	0.50	2	100% designated
127	79011100	Unwrought zinc, not alloyed, containing by weight >= 99,99% of zinc	0.50	14	Not designated
128	62034205	Men's or boys' trousers, bib and brace overalls, breeches and shorts, of cotton	0.49	6	100% designated
129	05040010	Sausage casings	0.49	9	Not designated
130	84839000	Toothed wheels, chain sprockets and other transmission elements presented separately; parts of transmission shafts, ball screws, couplings and other articles of heading 8483	0.49	-18	Not designated
131	42029200	Travelling-bags, insulated food or beverage bags, toilet bags, rucksacks, shopping-bags, map-cases, tool bags, sports bags, jewellery boxes, cutlery cases, binocular cases, camera	0.49	41	Not designated

RANK	HS CODE	PRODUCT DESCRIPTION	IMPORT VALUE, RAND BILLION	CHANGE IN RANK, Q4 2022 - Q4 2023	DESIGNATION STATUS
		cases, musical instrument cases, gun cases, holsters and similar containers, with outer surface of plastic sheeting or textile materials			
132	88023000	Aeroplanes and other aircraft, of an unladen mass exceeding 2 000 kg but not exceeding 15 000 kg	0.49	-65	Not designated
133	39069090	Acrylic polymers, in primary forms (excluding poly"methyl methacrylate"): Other	0.48	2	Not designated
134	22021010	Waters for direct consumption, incl. mineral and aerated, with added sugar or flavour	0.48	-14	Not designated
135	40118020	New pneumatic tyres, of rubber, of a kind used on construction, mining or industrial handling vehicles and machines	0.48	-50	Not designated
136	72259210	Flat-rolled products of alloy steel other than stainless, of a width of >= 600 mm, hot-rolled or cold-rolled "cold-reduced" and plated or coated with zinc, of a thickness of less than 0.45 mm	0.48	107	100% designated
137	85176220	Machines for the reception, conversion and transmission or regeneration of voice, images or other data	0.48	33	Not designated
138	22082011	Brandy as defined in additional note7 to Chapter 22	0.47	-5	Not designated
139	85030090	Parts suitable for use solely or principally with electric motors and generators, electric generating sets and rotary converters, n.e.s.: Other	0.47	117	Not designated
140	84729000	Office machines, n.e.s.	0.47	75	Not designated
141	72254000	Flat-rolled products of alloy steel other than stainless, of a width of >= 600 mm, not further worked than hot-rolled, not in coils (excluding products of silicon-electrical steel)	0.46	-63	100% designated
142	99000000	Miscellaneous classification provisions	0.46	20	Not designated
143	85444990	Electric conductors, for a voltage <= 1.000 v, insulated, not fitted with connectors, n.e.s.: Other	0.45	-11	Not designated
144	85235210	Cards incorporating one or more electronic integrated circuits "smart cards": Digital	0.45	14	Not designated
145	84271000	Self-propelled trucks fitted with lifting or handling equipment, powered by an electric motor	0.45	4	Not designated
146	02071210	Frozen fowls of the species gallus domesticus, not cut in pieces: mechanically deboned meat	0.44	77	Not designated
147	72101210	Flat-rolled products of iron or non-alloy steel, of a width of >= 600 mm, hot-rolled or cold-rolled "cold-reduced", tinned, of a thickness of < 0,5 mm: containing by mass 0.6% or more of carbon, not corrugated	0.44	-18	100% designated
148	31022100	Ammonium sulphate	0.43	49	Not designated
149	85444290	Electric conductors for a voltage <= 1.000 v, insulated, fitted with connectors, n.e.s.: Other	0.43	42	Not designated

RANK	HS CODE	PRODUCT DESCRIPTION	IMPORT VALUE, RAND BILLION	CHANGE IN RANK, Q4 2022 - Q4 2023	DESIGNATION STATUS
150	49070011	National currency, in circulation, repatriated from abroad	0.43	107	Not designated
151	39072900	Polyethers, in primary forms	0.43	26	Not designated
152	84719000	Magnetic or optical readers, machines for transcribing data onto data media in coded form and machines for processing such data, n.e.s.	0.42	35	Not designated
153	76012000	Unwrought aluminium alloys	0.42	48	Not designated
154	85389090	Parts suitable for use solely or principally with the apparatus of heading 8535, 8536 or 8537, n.e.s.: Other	0.42	-23	Instrument transformers 15% designated, Busbars 5% designated, housing 25% designated, switching devices 5% designated
155	90211000	Orthopaedic or fracture appliances	0.42	9	Not designated
156	84082000	Compression-ignition internal combustion piston "diesel or semi-diesel engine", for vehicles excluding rail	0.42	-51	Not designated
157	90328900	Regulating or controlling instruments and apparatus (excluding hydraulic or pneumatic, manostats)	0.41	26	Not designated
158	19021900	Uncooked pasta, not stuffed or otherwise prepared, not containing eggs	0.40	27	Not designated
159	51011900	Greasy wool, incl. fleece-washed wool, neither carded nor combed (excluding. shorn wool)	0.40	633	Not designated
160	84818090	Appliances for pipes, boiler shells, tanks, vats or the like	0.40	7	Not designated
161	84705000	Cash registers	0.39	67	Not designated
162	87042190	Motor vehicles for the transport of goods, with compression-ignition internal combustion piston engine "diesel or semi-diesel engine" of a gross vehicle weight <= 5 t: Other	0.39	-11	Not designated
163	85183000	Headphones and earphones, whether or not combined with a microphone, and sets consisting of a microphone and one or more loudspeakers	0.39	58	Not designated
164	29024400	Mixed xylene isomers	0.39	1004	Not designated
165	85423900	Electronic integrated circuits (excluding such as processors, controllers, memories and amplifiers)	0.38	13	Not designated
166	64029920	Footwear with outer soles and uppers of rubber or plastics	0.38	-27	100% designated
167	84812000	Valves for oleohydraulic or pneumatic transmissions	0.38	-2	70% designated
168	27081000	Pitch obtained from coal tar or from other mineral tars	0.38	107	Not designated

RANK	HS CODE	PRODUCT DESCRIPTION	IMPORT VALUE, RAND BILLION	CHANGE IN RANK, Q4 2022 - Q4 2023	DESIGNATION STATUS
169	73089099	Equipment for scaffolding, shuttering, propping or pit-propping (excluding composite sheet-piling products and formwork panels for poured-in-place concrete, which have the characteristics of moulds): other	0.38	96	Not designated
170	84292000	Self-propelled graders and levellers	0.37	-54	Not designated
171	85249910	Matrices for the manufacture of records	0.37	8	Not designated
172	28141000	Anhydrous ammonia	0.37	527	Not designated
173	84186990	Refrigerating or freezing equipment (excluding refrigerating and freezing furniture): Other	0.37	No change	Not designated
174	84133000	Fuel, lubricating or cooling medium pumps for internal combustion piston engine	0.36	-3	Not designated
175	84198100	For making hot drinks or for cooking or heating food	0.36	159	Not designated
176	85166000	Other ovens; cookers, cooking plates, boiling rings, grillers and roasters	0.36	20	Not designated
177	61099000	T-shirts, singlets and other vests of textile materials, knitted or crocheted (excluding cotton)	0.36	-8	100% designated
178	35079000	Enzymes and prepared enzymes, n.e.s. (excluding rennet and concentrates thereof)	0.36	8	Not designated
179	84295190	Self-propelled front-end shovel loaders: Other	0.36	-39	Not designated
180	84714990	With a screen size exceeding 45 cm	0.36	189	Not designated
181	84596900	Milling machines for metals, not numerically controlled (excluding way-type unit head machines, boring-milling machines, knee-type milling machines and gear cutting machines)	0.35	-70	Not designated
182	39014000	Ethylene-alpha-olefin copolymers, having a specific gravity of less than 0.94	0.35	59	Not designated
183	62034210	Men's or boys' trousers, bib and brace overalls, breeches and shorts, of cotton (excluding knitted or crocheted, underpants and swimwear): Other, trousers	0.35	-38	100% designated
184	85122000	Electrical lighting or visual signalling equipment for motor vehicles	0.35	-2	Not designated
185	28362000	Disodium carbonate	0.35	-24	Not designated
186	84742000	Crushing or grinding machines for solid mineral substances	0.35	46	Not designated
187	87042181	Motor vehicles for the transport of goods, with compression-ignition internal combustion piston engine "diesel or semi-diesel engine" of a gross vehicle weight <= 5 t: Other, double-cab	0.35	-79	Not designated
188	85269100	Radio navigational aid apparatus	0.35	-22	Not designated
189	21011190	Extracts, essences and concentrates, of coffee: Other	0.34	-37	Not designated
190	24012000	Tobacco, partly or wholly stemmed or stripped	0.34	-34	Not designated

RANK	HS CODE	PRODUCT DESCRIPTION	IMPORT VALUE, RAND BILLION	CHANGE IN RANK, Q4 2022 - Q4 2023	DESIGNATION STATUS
191	84295900	Self-propelled mechanical shovels, excavators and shovel loaders	0.34	-15	Not designated
192	87021087	Motor vehicles for the transport of >= 10 persons, incl. driver: with a value for ad valorem customs duty purposes or ad valorem excise duty purposes of less than R130 000	0.34	111	Not designated
193	30043990	Medicaments containing hormones or steroids used as hormones but not antibiotics, put up in measured doses "including those in the form of transdermal administration" or in forms or packings for retail sale (excluding medicaments containing insulin or corticosteroid hormones, their derivatives or structural analogues): Other	0.34	-18	Not designated
194	33030090	Perfumes and toilet waters (excluding aftershave lotions, personal deodorants and hair lotions): Other	0.34	-77	Not designated
195	29011000	Saturated acyclic hydrocarbons	0.34	1139	Not designated
196	84741000	Sorting, screening, separating or washing machines	0.34	175	Not designated
197	84821000	Ball bearings	0.34	17	Not designated
198	22087022	Liqueurs and cordials: Other	0.33	529	Not designated
199	40118010	New pneumatic tyres, of rubber, of a kind used on construction, mining or industrial handling vehicles and machines	0.33	-31	Not designated
200	87089490	Steering wheels, steering columns and steering boxes, and parts thereof, n.e.s.: Other	0.33	-37	Not designated